



+ Create Survey

Create a team to collaborate with others on surveys and share templates, logos, themes and more. [Create a team now](#) →

Current State of Data Quality 2016

Summary Design Survey Collect Responses Analyze Results

CURRENT VIEW

+ FILTER + COMPARE + SHOW

No rules applied

Rules allow you to FILTER, COMPARE and SHOW results to see trends and patterns. [Learn more](#) »

SAVED VIEWS (1)

Original View (No rules applied)

+ Save as...

EXPORTS

SHARED DATA

No shared data

Sharing allows you to share your survey results with others. You can share all data, a saved view, or a single question summary. [Learn more](#) »

Share All

RESPONDENTS: 54 of 54

Export All Share All

Question Summaries Data Trends Individual Responses

All Pages

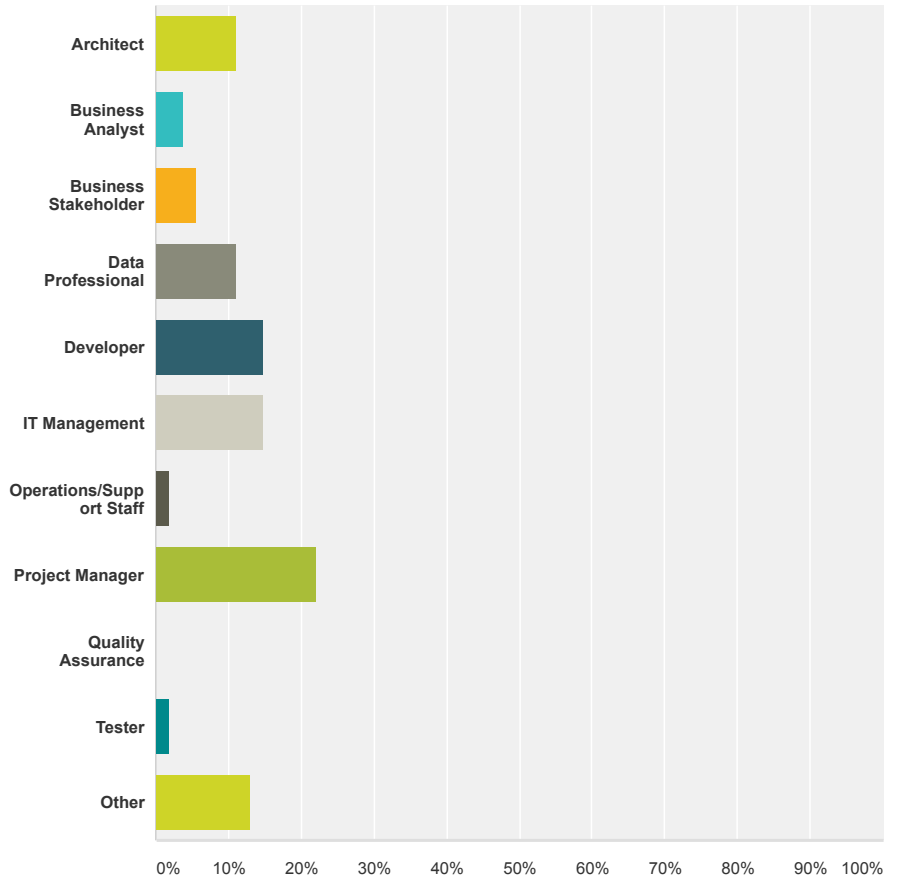
PAGE 1: Who Are You?

Q1

Customize Export

Which best describes your current position?

Answered: 54 Skipped: 0



Answer Choices	Responses
Architect	11.11% 6
Business Analyst	3.70% 2
Business Stakeholder	5.56% 3
Data Professional	11.11% 6

▼ Developer	14.81%	8
▼ IT Management	14.81%	8
▼ Operations/Support Staff	1.85%	1
▼ Project Manager	22.22%	12
▼ Quality Assurance	0.00%	0
▼ Tester	1.85%	1
▼ Other	12.96%	7
Total		54

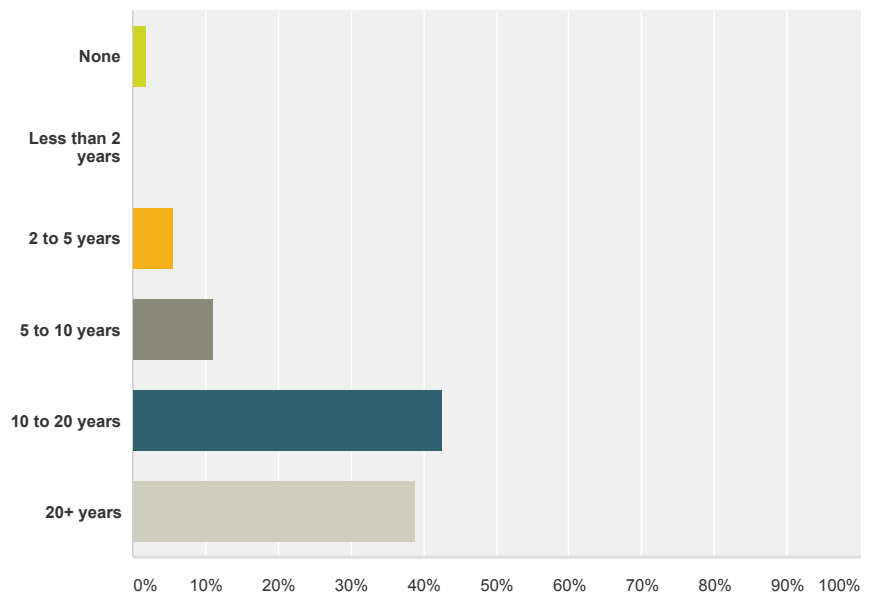
Q2

Customize

Export

How many years of experience in IT do you have?

Answered: 54 Skipped: 0



Answer Choices	Responses
▼ None	1.85% 1
▼ Less than 2 years	0.00% 0
▼ 2 to 5 years	5.56% 3
▼ 5 to 10 years	11.11% 6
▼ 10 to 20 years	42.59% 23
▼ 20+ years	38.89% 21
Total	54

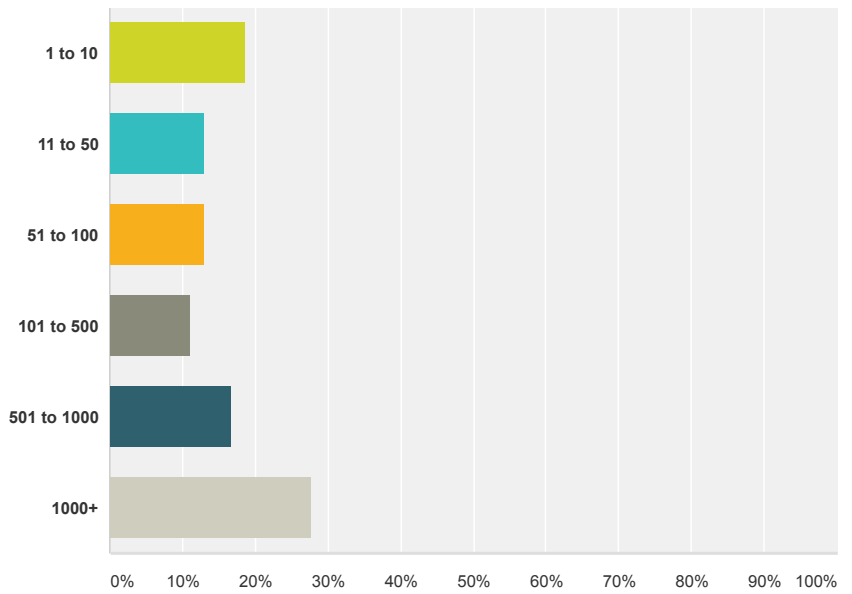
Q3

Customize

Export

How many IT people work in your organization?

Answered: 54 Skipped: 0



Answer Choices	Responses
▼ 1 to 10	18.52% 10
▼ 11 to 50	12.96% 7
▼ 51 to 100	12.96% 7
▼ 101 to 500	11.11% 6
▼ 501 to 1000	16.67% 9
▼ 1000+	27.78% 15
Total	54

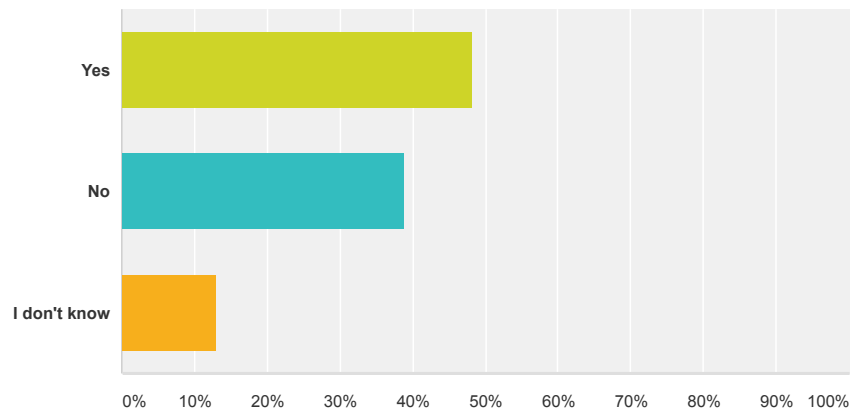
Q4

Customize

Export

**Does your organization have a data group
(it might also be called a data management
group, a database administration group,
...)?**

Answered: 54 Skipped: 0



Answer Choices	Responses
▼ Yes	48.15% 26
▼ No	38.89% 21

▼ I don't know	12.96%	7
Total		54

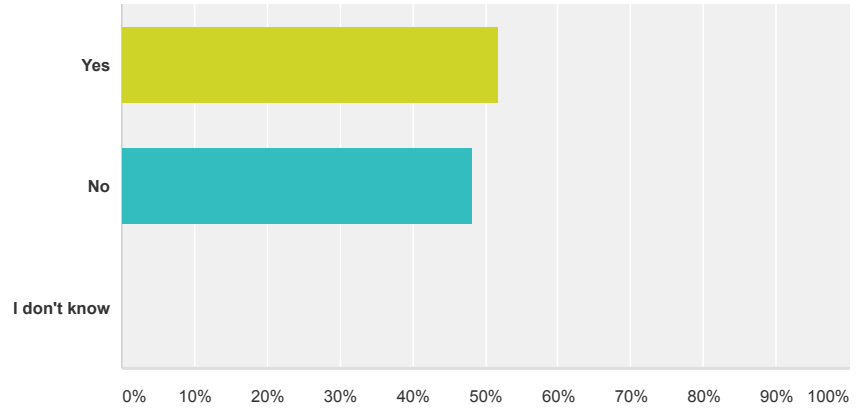
PAGE 2: Your Data Group

Q5

Customize Export

Do application development teams ever choose to avoid working with your data group and evolve/update the database schema themselves?

Answered: 27 Skipped: 27



Answer Choices	Responses	
▼ Yes	51.85%	14
▼ No	48.15%	13
▼ I don't know	0.00%	0
Total		27

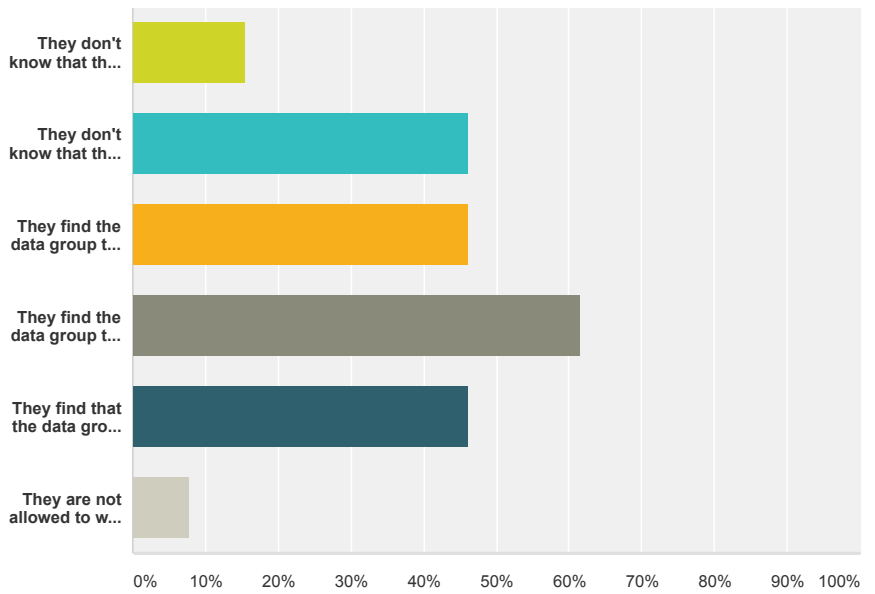
PAGE 3: What Do Development Teams Think of Your Data Group?

Q6

Customize Export

Why do development teams avoid your data group? (Choose all that apply)

Answered: 13 Skipped: 41



Answer Choices	Responses
They don't know that the data group exists	15.38% 2
They don't know that they should work with the data group	46.15% 6
They find the data group too difficult to work with	46.15% 6
They find the data group too slow to respond to requests	61.54% 8
They find that the data group has little of value to offer them	46.15% 6
They are not allowed to work with the data group	7.69% 1

Total Respondents: 13

[Comments \(3\)](#)

PAGE 4: Data as an Asset

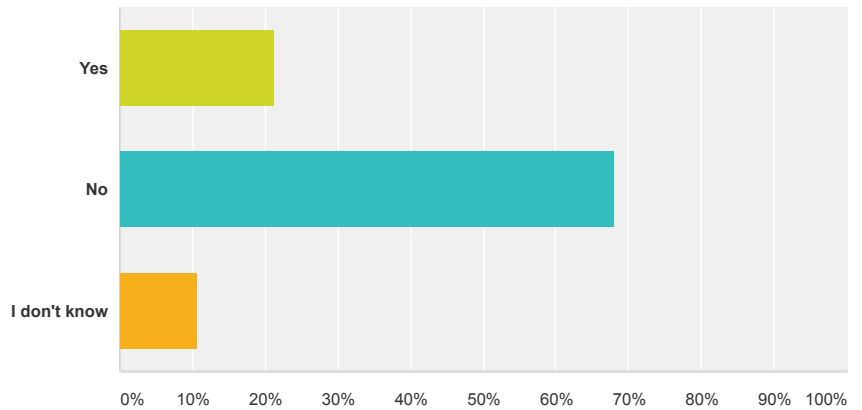
Q7

[Customize](#)

[Export](#)

Does your organization provide data-oriented training or coaching to application developers?

Answered: 47 Skipped: 7



Answer Choices	Responses
Yes	21.28% 10

▼ No	68.09%	32
▼ I don't know	10.64%	5
Total		47

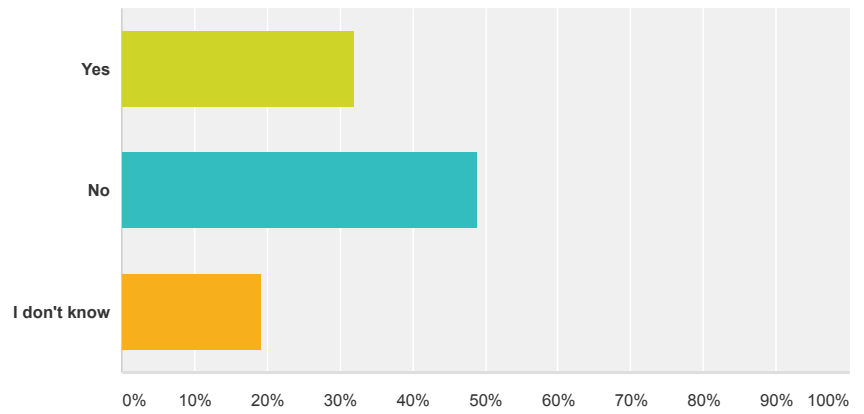
Q8

Customize

Export

Does your organization provide development-oriented training or coaching to data professionals?

Answered: 47 Skipped: 7



Answer Choices	Responses	
▼ Yes	31.91%	15
▼ No	48.94%	23
▼ I don't know	19.15%	9
Total		47

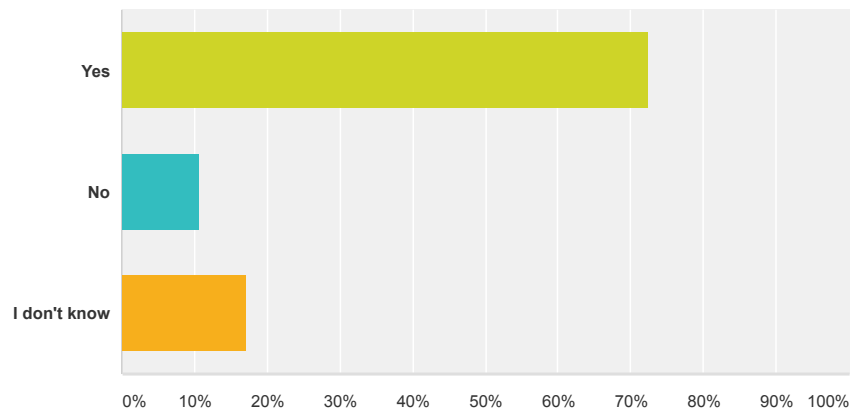
Q9

Customize

Export

Does your organization consider data to be an important asset?

Answered: 47 Skipped: 7



Answer Choices	Responses	
----------------	-----------	--

▼ Yes	72.34%	34
▼ No	10.64%	5
▼ I don't know	17.02%	8
Total		47

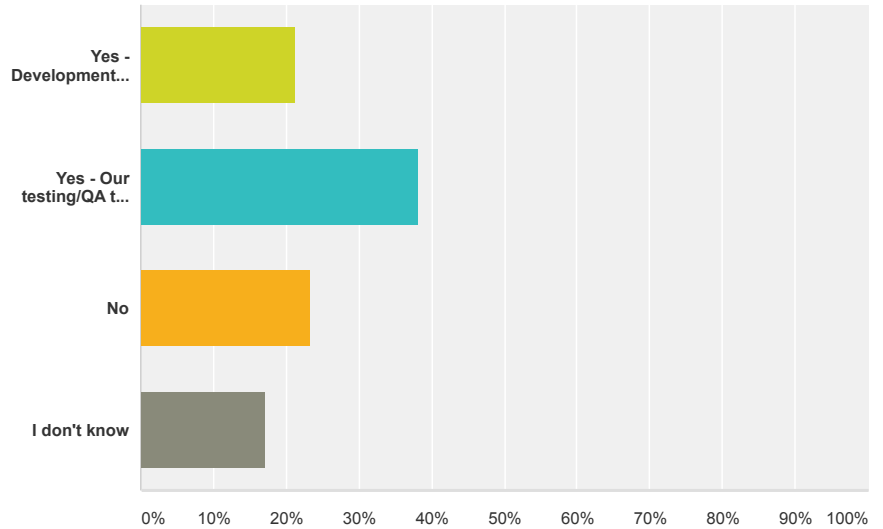
Q10

Customize

Export

Do you have manual tests for your operational databases? (Choose the best answer)

Answered: 47 Skipped: 7



Answer Choices	Responses
▼ Yes - Development teams manually test our database(s)	21.28% 10
▼ Yes - Our testing/QA team manually test our database(s)	38.30% 18
▼ No	23.40% 11
▼ I don't know	17.02% 8
Total	47

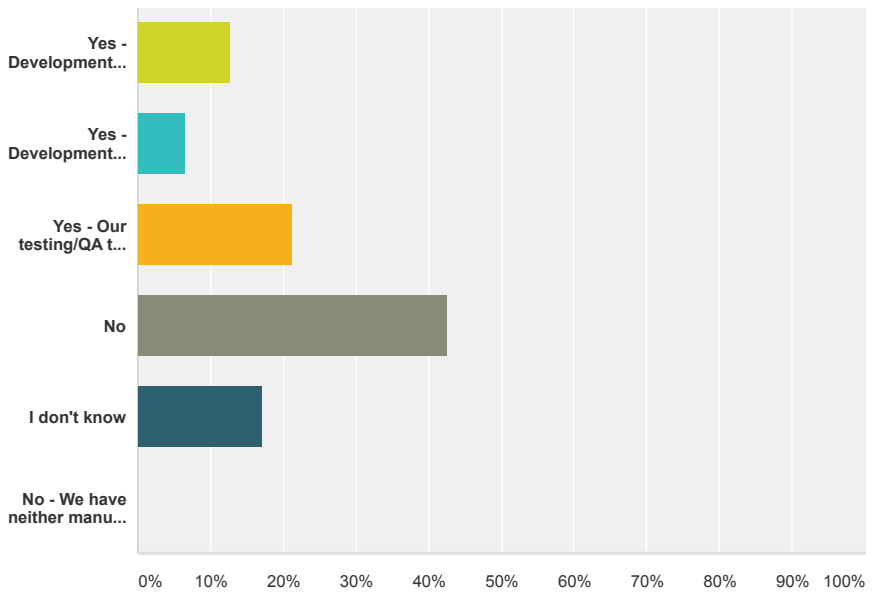
Q11

Customize

Export

Do you have automated regression tests to help ensure the quality of your operational databases? (Choose the best answer)

Answered: 47 Skipped: 7



Answer Choices	Responses
Yes - Development teams run the test suite(s) regularly during development	12.77% 6
Yes - Development teams run the test suite(s) during a test phase	6.38% 3
Yes - Our testing/QA team runs the test suite(s)	21.28% 10
No	42.55% 20
I don't know	17.02% 8
No - We have neither manual nor automated tests specific to our database(s)	0.00% 0
Total	47

PAGE 5: Database Regression Testing?

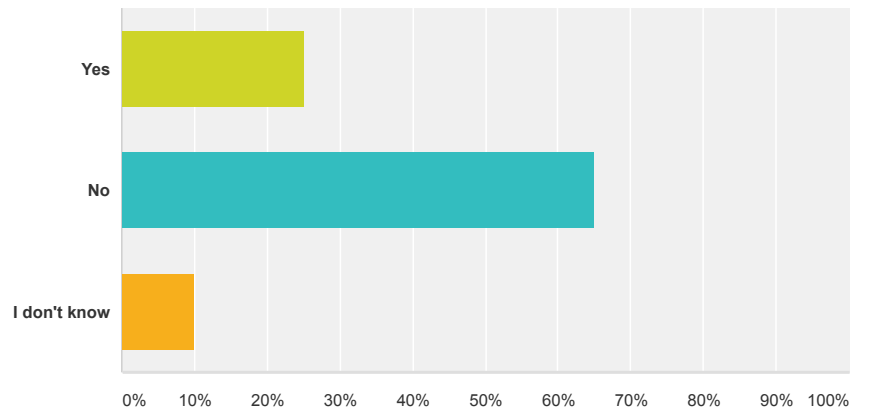
Q12

Customize

Export

Has your data group, or IT management if you have no data group, ever discussed the need to automate database regression tests?

Answered: 20 Skipped: 34



Answer Choices	Responses
Yes	25.00% 5
No	65.00% 13

▼ I don't know	10.00%	2
Total		20

PAGE 6: Database Quality

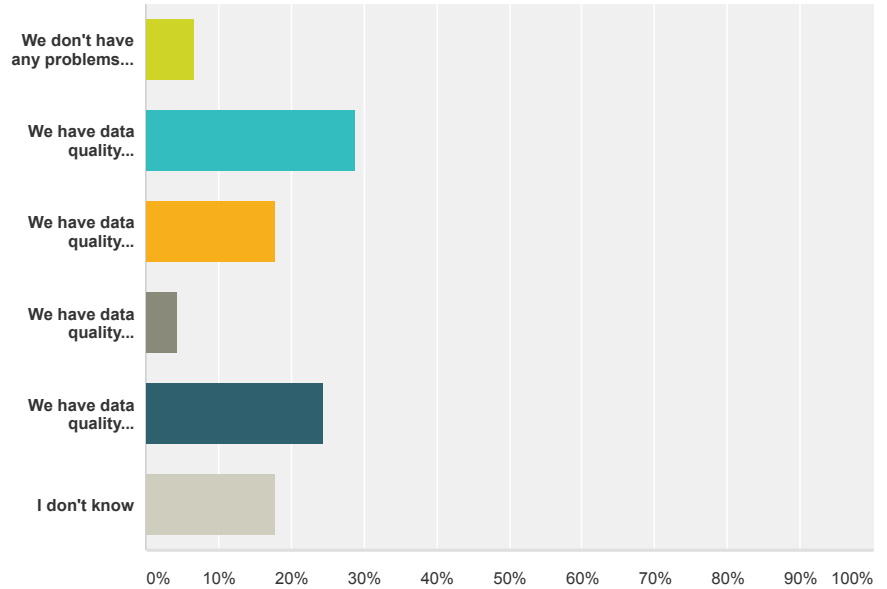
Q13

Customize

Export

What strategy, if any, does your organization have for addressing any existing problems with your production data sources? (Choose the best answer)

Answered: 45 Skipped: 9



Answer Choices	Responses
▼ We don't have any problems in our production data sources	6.67% 3
▼ We have data quality problems, but no strategy to fix them	28.89% 13
▼ We have data quality problems, and we try not to make the situation any worse	17.78% 8
▼ We have data quality problems, and we intend to rewrite all applications and data sources and release them simultaneously	4.44% 2
▼ We have data quality problems, and we have a database refactoring strategy to evolve the data sources safely over time	24.44% 11
▼ I don't know	17.78% 8
Total	45

PAGE 7: Assessing Your Data Group

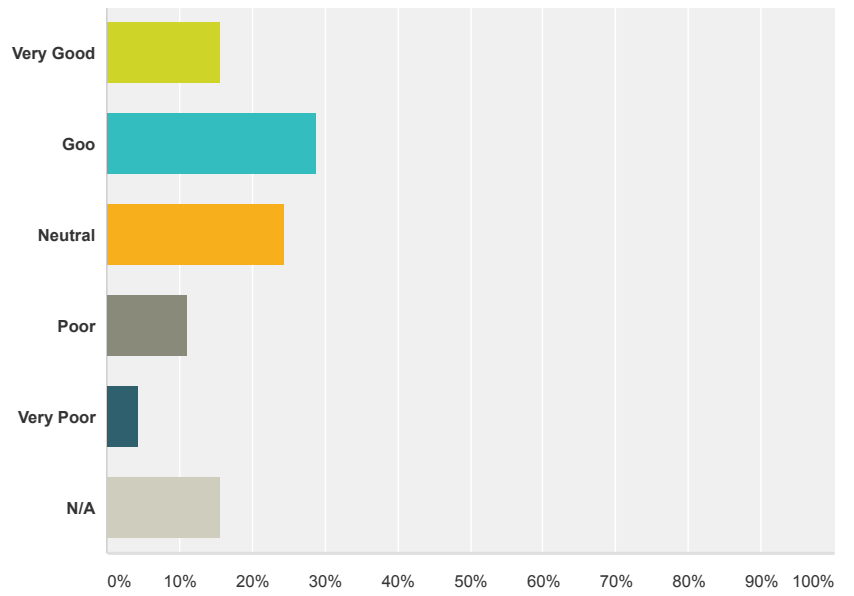
Q14

Customize

Export

What do you think of the level of service that your data group is currently providing?

Answered: 45 Skipped: 9



Answer Choices	Responses
Very Good	15.56% (7)
Goo	28.89% (13)
Neutral	24.44% (11)
Poor	11.11% (5)
Very Poor	4.44% (2)
N/A	15.56% (7)
Total	45

Community: [Developers](#) • [Facebook](#) • [Twitter](#) • [LinkedIn](#) • [Our Blog](#) • [Google+](#) • [YouTube](#)

About Us: [Management Team](#) • [Board of Directors](#) • [Integrations](#) • [Newsroom](#) • [Office Locations](#) • [Jobs](#) • [Sitemap](#) • [Help](#)

Policies: [Terms of Use](#) • [Privacy Policy](#) • [Anti-Spam Policy](#) • [Security Statement](#) • [Email Opt-In](#) • [Accessibility](#)

Language: [English](#) • [Español](#) • [Português](#) • [Deutsch](#) • [Nederlands](#) • [Français](#) • [Русский](#) • [Italiano](#) • [Dansk](#) • [Svenska](#) • [日本語](#) • [한국어](#) • [中文\(繁體\)](#) • [Türkçe](#) • [Norsk](#) • [Suomi](#)

