



[Privacy](#) [Contact Us](#) [Logout](#)

[Home](#) [New Survey](#) [My Surveys](#) [List Management](#) [My Account](#) [Help Center](#)

Wednesday, July 05, 2006

Results Summary [Show All Pages and Questions](#)

[Export...](#) [View Det](#)

Filter Results

To analyze a subset of your data, you can create one or more filters.

[Add Filter...](#) **Total:** 4235
Visible: 4235

Share Results

Your results can be shared with others, without giving access to your account.

[Configure...](#) **Status:** Enabled
Reports: Summary and Detail

1. Who Are You?

1. Please rate your skills at the following IT activities:

	Unskilled		Skilled		Expert	Response Average
Requirements Analysis	2% (90)	13% (565)	43% (1819)	28% (1204)	13% (555)	3.37
Architecture	4% (154)	14% (607)	38% (1623)	30% (1281)	13% (568)	3.35
Enterprise Architecture	11% (484)	29% (1233)	34% (1427)	19% (808)	7% (281)	2.80
Design	1% (51)	7% (314)	31% (1327)	39% (1662)	21% (879)	3.71
Programming	1% (48)	7% (284)	22% (932)	36% (1538)	34% (1431)	3.95
Database Administration	13% (537)	30% (1274)	33% (1415)	18% (741)	6% (266)	2.75
Testing	3% (125)	20% (844)	42% (1787)	26% (1090)	9% (387)	3.18
Quality Assurance	6% (244)	29% (1224)	39% (1642)	20% (845)	7% (278)	2.93
Project Management	5% (221)	22% (949)	35% (1473)	27% (1157)	10% (433)	3.15
IT Management	14% (594)	28% (1185)	30% (1254)	20% (836)	9% (364)	2.81
Operations	14% (590)	31% (1295)	33% (1386)	17% (721)	6% (241)	2.70
Support	8% (334)	21% (909)	35% (1490)	25% (1078)	10% (422)	3.08
Total Respondents					4232	
(skipped this question)						3

2. Number of IT people in your organization

Response Percent **Response Total**

1-10		32%	1353
11-50		20.7%	877
51-100		10%	422
101-200		7.8%	332
201-500		7.3%	310
501-1000		5.5%	232
1000-2000		3.4%	142
2001+		13.3%	564
Total Respondents			4232
(skipped this question)			4

2. Agile Adoption

3. How would you rate your knowledge of agile methodologies?

		Response Percent	Response Total
Very limited		25.2%	1025
Limited		28.5%	1162
Average		33.6%	1368
Extensive		10.7%	436
Very Extensive		2%	82
Total Respondents			4073
(skipped this question)			163

4. Which agile methodologies has your organization adopted? (check all that apply)

		Response Percent	Response Total
Agile MSF		4.7%	191
Agile Unified Process (AUP)		5.3%	216
Crystal Clear		2.2%	91
DSDM		0.6%	26
Extreme Programming (XP)		23.4%	954
Feature Driven Development (FDD)		12.3%	502
Scrum		11.3%	460
None		59%	2404
View Other (please specify)		4.2%	171
Total Respondents			4073
(skipped this question)			162

5. Which agile techniques has your organization adopted? (check all that apply)

	Response Percent	Response Total
Active stakeholder participation	23%	938
Agile Model Driven Development (AMDD)	6.4%	260
Code refactoring	36%	1467
Code regression testing	34%	1383
Co-location	11%	447
Common coding guidelines	39.2%	1595
Continuous integration	27.3%	1113
Database refactoring	10.2%	416
Database regression testing	10%	407
Pair programming	14.4%	587
Single sourcing information	5.9%	241
Test Driven Design (TDD)	23.6%	959
None	34.7%	1412
Total Respondents		4072
(skipped this question)		163

3. How Have You Been Affected by Agile?

6. How have agile approaches affected your productivity?







	Response Percent	Response Total
Much lower	0.5%	19
Somewhat lower	3.5%	140
No change	22.9%	911
Somewhat higher	32.9%	1308
Much higher	8.3%	332
Don't know	31.9%	1267
Total Respondents		3977
(skipped this question)		260

7. How have agile approaches affected the quality of the systems produced?







	Response Percent	Response Total
Much lower	0.5%	18
Somewhat lower	1.6%	64
No change	20.8%	829

Somewhat higher		31.7%	1259
Much higher		12.8%	508
Don't know		32.7%	1299
		Total Respondents	3977
		(skipped this question)	260

8. How have agile approaches affected the cost of development?

		Response Percent	Response Total
Much lower		1.3%	51
Somewhat lower		12.6%	500
No change		33.8%	1343
Somewhat higher		13.6%	539
Much higher		1.8%	73
Don't know		37%	1471
		Total Respondents	3977
		(skipped this question)	260



9. How have agile approaches affected the satisfaction of your business stakeholders in the work produced?

		Response Percent	Response Total
Much lower		0.5%	20
Somewhat lower		1.5%	59
No change		25.5%	1013
Somewhat higher		26.9%	1068
Much higher		10.9%	435
Don't know		34.7%	1382
		Total Respondents	3977
		(skipped this question)	260

4. If You Win...

10. Choose a book:

		Response Percent	Response Total
Agile Database Techniques: Effective Strategies for the Agile Software Developer		25.5%	992
The Elements of UML 2.0 Style		18.6%	722

The Object Primer 3rd Edition: Agile Model Driven Development with UML 2		35.8%	1393
Refactoring Databases: Evolutionary Database Design		20.1%	780
Total Respondents			3887
(skipped this question)			355

11. Please provide your email address so we may contact you if you win. Your email address will not be used for any other purpose and will be kept private.

Total Respondents **3834**
(skipped this question) 401

[SurveyMonkey is Hiring!](#) | [Privacy Statement](#) | [Contact Us](#) | [Logout](#)

Copyright ©1999-2006 SurveyMonkey.com. All Rights Reserved.
No portion of this site may be copied without the express written consent of SurveyMonkey.com.