



+ Create Survey

Create a team to collaborate with others on surveys and share templates, logos, themes and more. [Create a team now](#) →

November 2016 Agile State of the Union Survey

Summary → Design Survey → Collect Responses → Analyze Results

CURRENT VIEW



+ FILTER + COMPARE + SHOW

No rules applied



Rules allow you to FILTER, COMPARE and SHOW results to see trends and patterns. [Learn more](#) »

RESPONDENTS: 190 of 190

Export All

Share All



Question Summaries



Data Trends



Individual Responses

All Pages



SAVED VIEWS (11)



Original View (No rules applied)

Regulatory

Regulatory + Self

Geo Distributed

External employees

Technical complexities

Working with enterprise teams

Being governed

Complex problem

Team size

Governance/Steering

+ Save as...

EXPORTS



SHARED DATA



No shared data

Sharing allows you to share your survey results with others. You can share all data, a saved view, or a single question summary. [Learn more](#) »

Share All

PAGE 1: Welcome

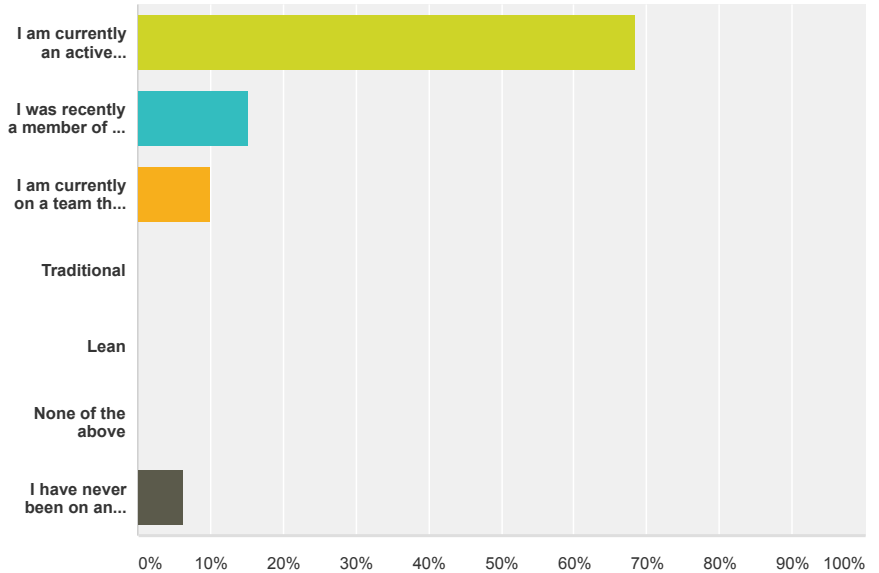
Q1

Customize

Export

I will answer this survey from the following point of view:

Answered: 190 Skipped: 0



Answer Choices	Responses
I am currently an active member of an agile team	68.42% 130
I was recently a member of an agile team	15.26% 29
I am currently on a team that is in the beginning stages of adopting agile	10.00% 19
Traditional	0.00% 0
Lean	0.00% 0
None of the above	0.00% 0
I have never been on an agile team	6.32% 12
Total	190

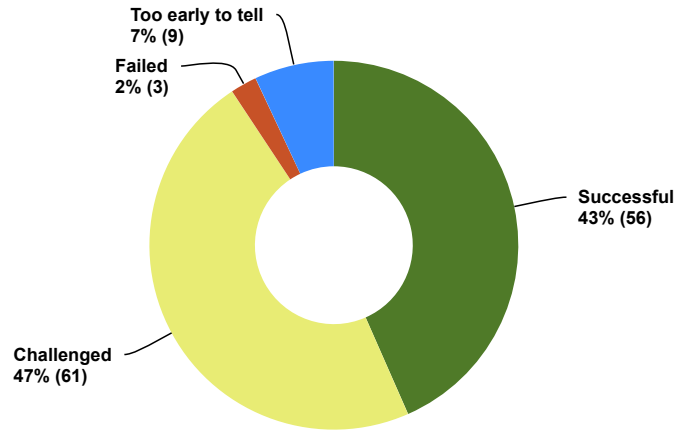
Q2

Customize

Export

When it came to the success of the team, I would characterize it as:

Answered: 129 Skipped: 61



Answer Choices	Responses
Successful	43% 56
Challenged	47% 61
Failed	2% 3
Too early to tell	7% 9
Total	129

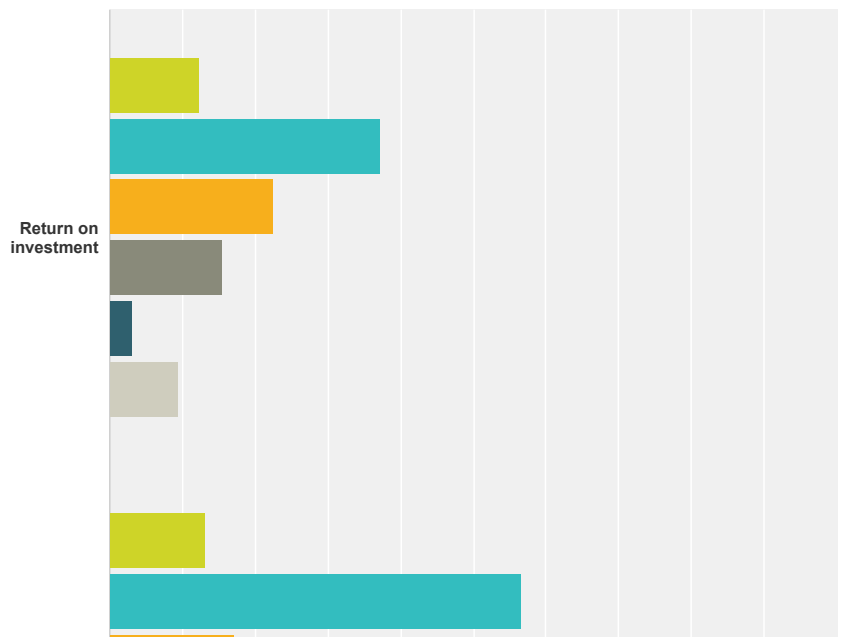
Q3

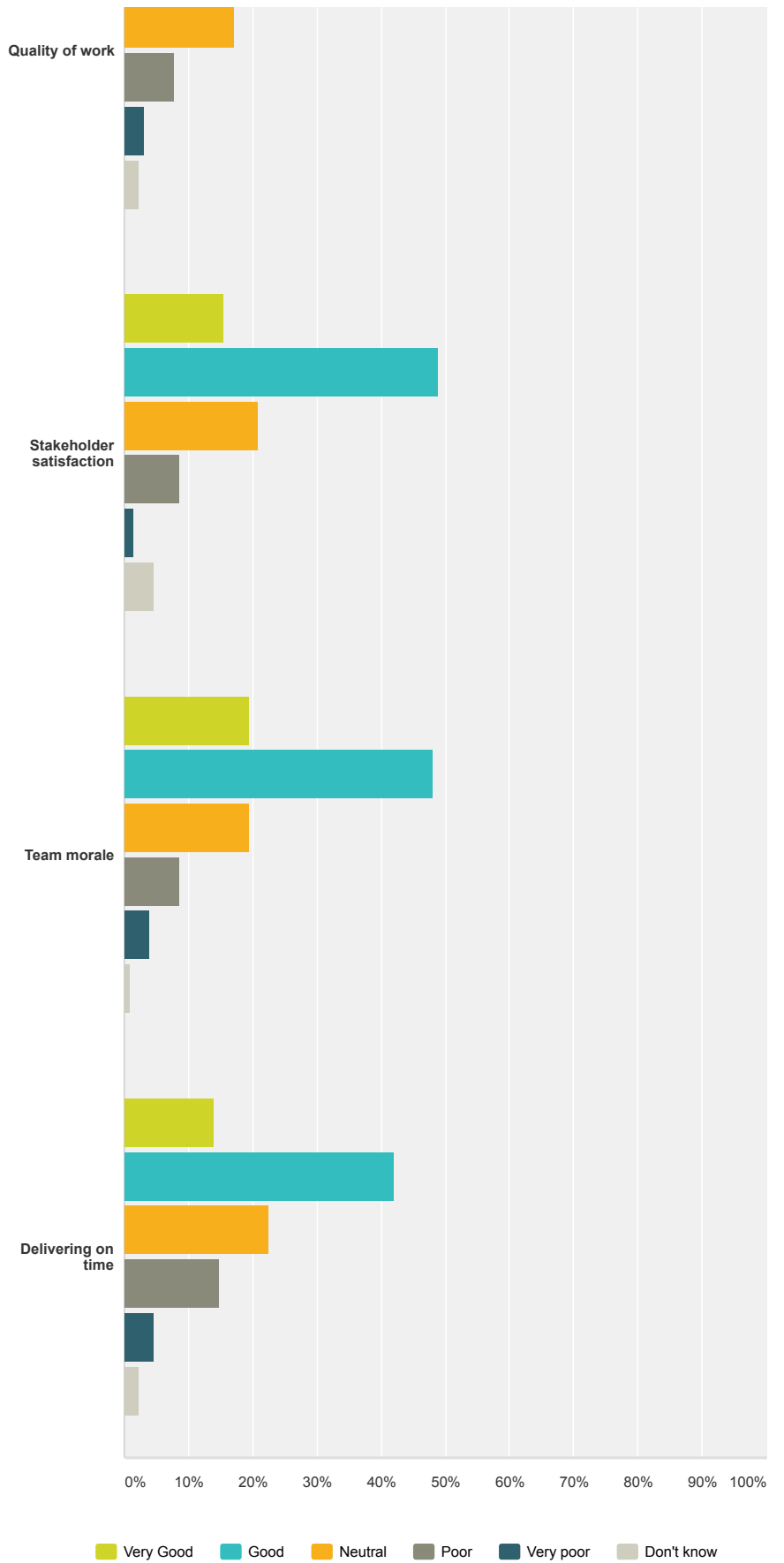
Customize

Export

How would you rate the team when it comes to:

Answered: 129 Skipped: 61





	Very Good	Good	Neutral	Poor	Very poor	Don't know	Total
Return on investment	12.40% 16	37.21% 48	22.48% 29	15.50% 20	3.10% 4	9.30% 12	129

▼ Quality of work	13.18% 17	56.59% 73	17.05% 22	7.75% 10	3.10% 4	2.33% 3	129
▼ Stakeholder satisfaction	15.50% 20	48.84% 63	20.93% 27	8.53% 11	1.55% 2	4.65% 6	129
▼ Team morale	19.38% 25	48.06% 62	19.38% 25	8.53% 11	3.88% 5	0.78% 1	129
▼ Delivering on time	13.95% 18	41.86% 54	22.48% 29	14.73% 19	4.65% 6	2.33% 3	129

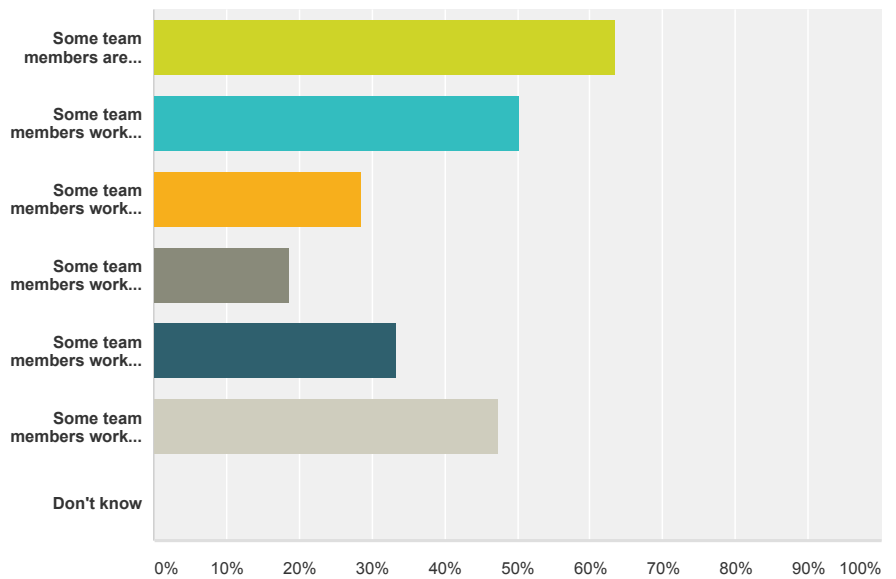
Q4

Customize

Export

How distributed are/were the members on the team? (Please check all that apply)

Answered: 129 Skipped: 61



Answer Choices	Responses
▼ Some team members are co-located (people are in a single room)	63.57% 82
▼ Some team members work near each other within an open office environment	50.39% 65
▼ Some team members work in cubicles or rooms within the same building	28.68% 37
▼ Some team members work in different buildings that are within driving distance	18.60% 24
▼ Some team members work from home	33.33% 43
▼ Some team members work at very distant locations	47.29% 61
▼ Don't know	0.00% 0

Total Respondents: 129

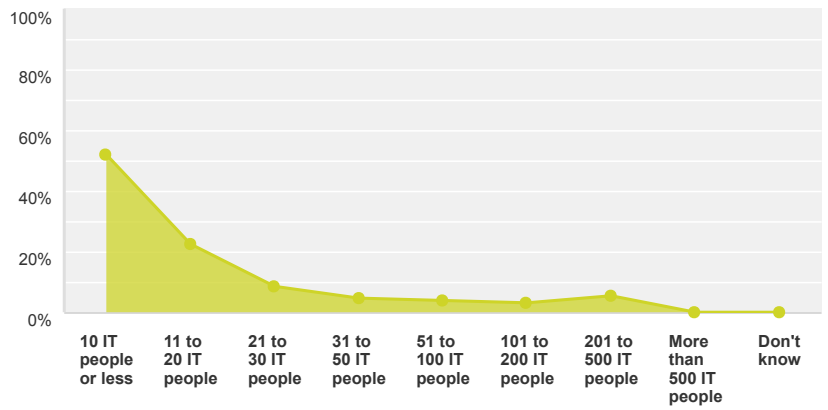
Q5

Customize

Export

What is the size of the team (just counting the IT people)? Note: In the case of a "team of teams" or programme, please indicate the size of the "team of teams"

Answered: 129 Skipped: 61



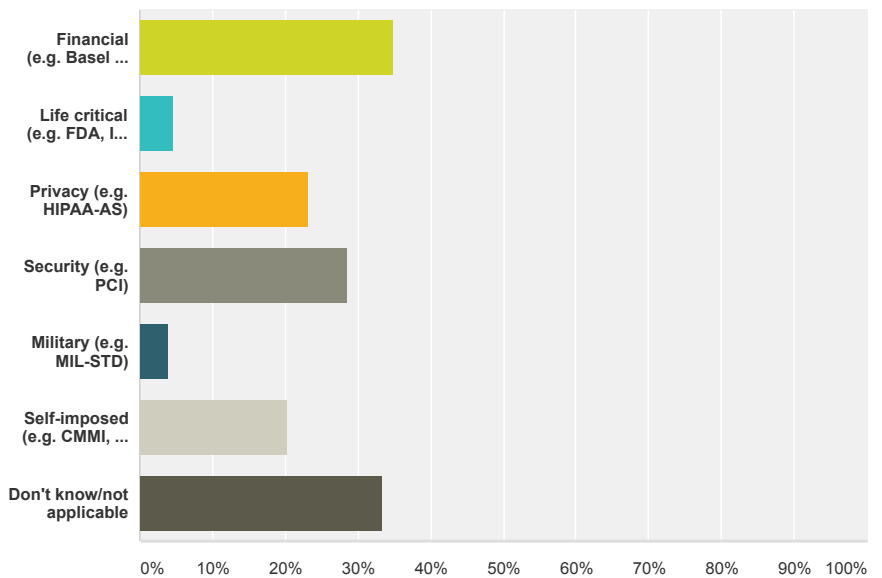
Answer Choices	Responses
10 IT people or less	51.94% 67
11 to 20 IT people	22.48% 29
21 to 30 IT people	8.53% 11
31 to 50 IT people	4.65% 6
51 to 100 IT people	3.88% 5
101 to 200 IT people	3.10% 4
201 to 500 IT people	5.43% 7
More than 500 IT people	0.00% 0
Don't know	0.00% 0
Total	129

Q6

[Customize](#) [Export](#)

In which category of regulations apply to the team? (Please check all that apply)

Answered: 129 Skipped: 61



Answer Choices	Responses
Financial (e.g. Basel II, Sarbanes-Oxley)	34.88% 45
Life critical (e.g. FDA, ISO Medical, ISO Automotive)	4.65% 6
Privacy (e.g. HIPAA-AS)	23.26% 30

▼ Security (e.g. PCI)	28.68%	37
▼ Military (e.g. MIL-STD)	3.88%	5
▼ Self-imposed (e.g. CMMI, ISO 900x)	20.16%	26
▼ Don't know/not applicable	33.33%	43
Total Respondents: 129		
Comments (9)		

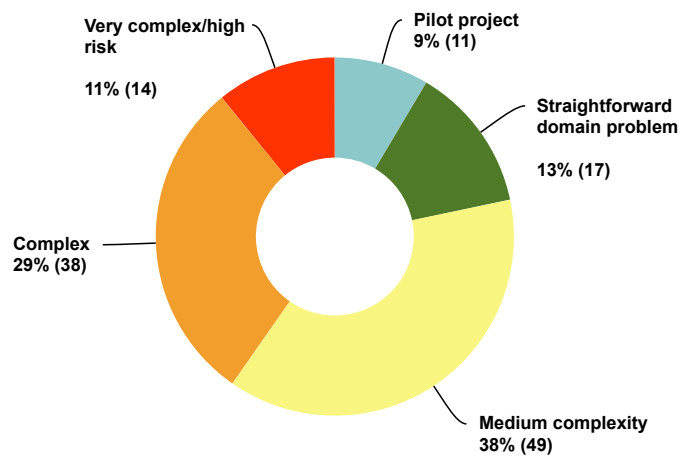
Q7

Customize

Export

From the point of view of the problem/business domain, what is the level of complexity faced by the team?

Answered: 129 Skipped: 61



Answer Choices	Responses
▼ Pilot project	9% 11
▼ Straightforward domain problem	13% 17
▼ Medium complexity	38% 49
▼ Complex	29% 38
▼ Very complex/high risk	11% 14
▼ Don't know	0% 0
Total	129

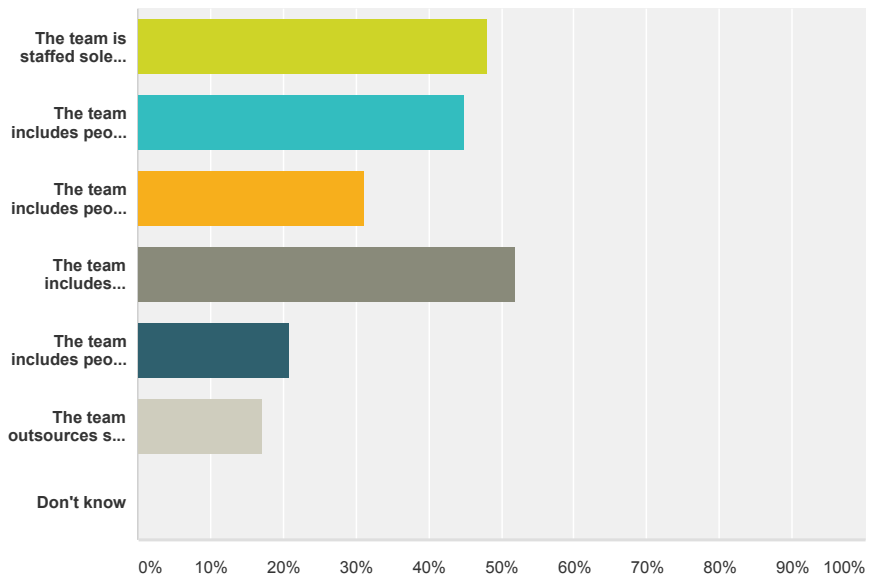
Q8

Customize

Export

How would you best describe the team? (Please check all that apply)

Answered: 129 Skipped: 61



Answer Choices	Responses
▼ The team is staffed solely by people working for the same business division	48.06% 62
▼ The team includes people from more than one business division within the organization	44.96% 58
▼ The team includes people from other countries who work for the organization	31.01% 40
▼ The team includes consultants/contractors	51.94% 67
▼ The team includes people from partner organizations	20.93% 27
▼ The team outsources some work to external organizations	17.05% 22
▼ Don't know	0.00% 0

Total Respondents: 129

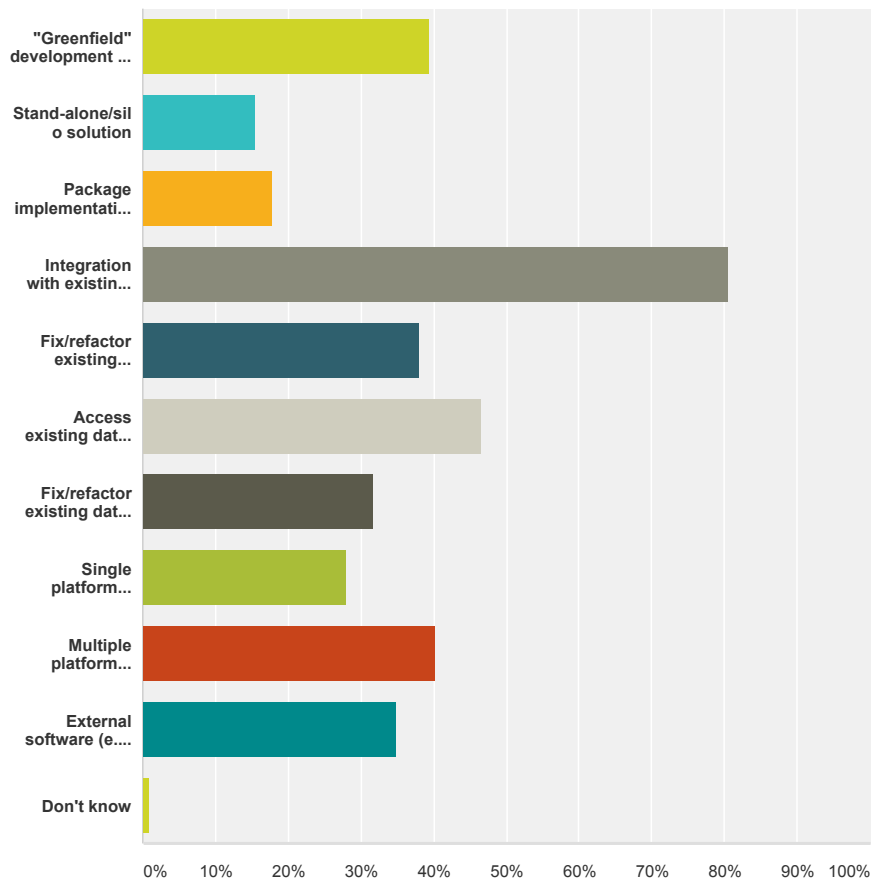
Q9

Customize

Export

How would you describe the technical situation faced by the team? (Please check all that apply)

Answered: 129 Skipped: 61



Answer Choices	Responses
▼ "Greenfield" development of a new solution from scratch	39.53% 51
▼ Stand-alone/silo solution	15.50% 20
▼ Package implementation (also called COTS implementation)	17.83% 23
▼ Integration with existing systems/services/components	80.62% 104
▼ Fix/refactor existing systems/services/components	37.98% 49
▼ Access existing data source(s)	46.51% 60
▼ Fix/refactor existing data source(s)	31.78% 41
▼ Single platform solution (e.g. just J2EE or just .Net)	27.91% 36
▼ Multiple platform solution (e.g. some J2EE and some .Net and some PHP)	40.31% 52
▼ External software (e.g. SaaS, PaaS, or IaaS) being used	34.88% 45
▼ Don't know	0.78% 1

Total Respondents: 129

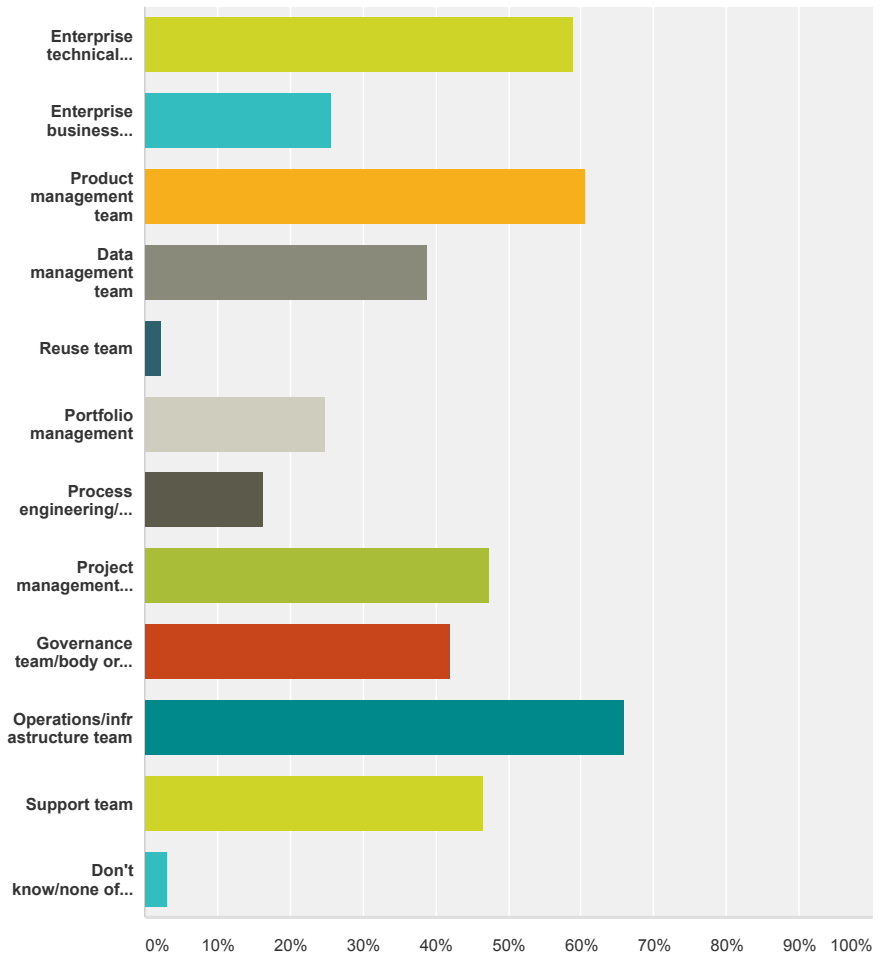
Q10

Customize

Export

Did the team need to interact with any of the following teams within the organization? (Please check all that apply)

Answered: 129 Skipped: 61



Answer Choices	Responses
Enterprise technical architecture team	58.91% 76
Enterprise business architecture team	25.58% 33
Product management team	60.47% 78
Data management team	38.76% 50
Reuse team	2.33% 3
Portfolio management	24.81% 32
Process engineering/improvement team	16.28% 21
Project management office (PMO)	47.29% 61
Governance team/body or "steering committee"	41.86% 54
Operations/infrastructure team	65.89% 85
Support team	46.51% 60
Don't know/none of the above	3.10% 4

Total Respondents: 129

PAGE 3: Who Are You?

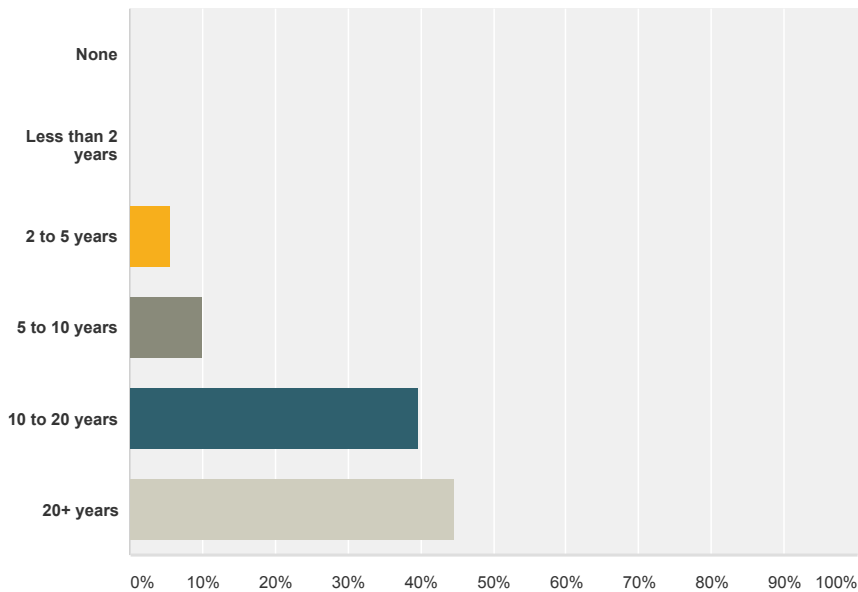
Q11

Customize

Export

How many years of work experience do you have?

Answered: 141 Skipped: 49



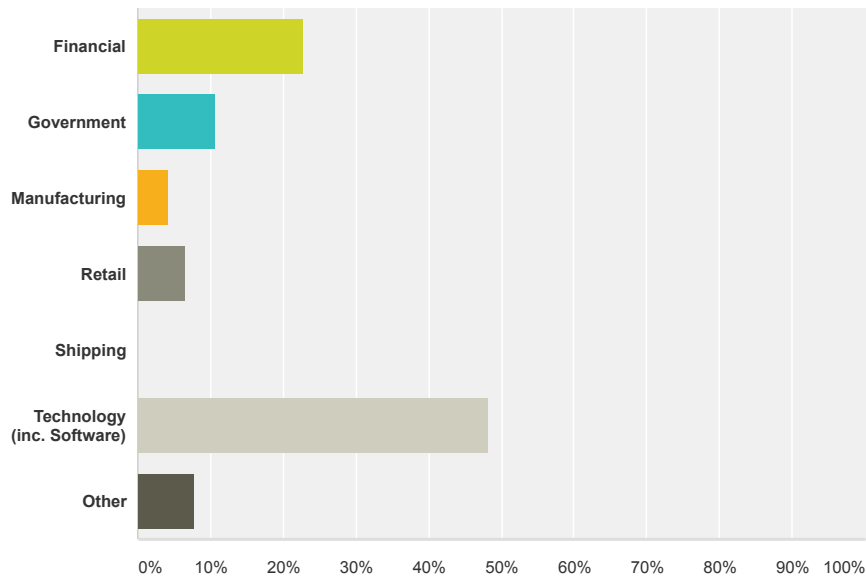
Answer Choices	Responses
None	0.00% 0
Less than 2 years	0.00% 0
2 to 5 years	5.67% 8
5 to 10 years	9.93% 14
10 to 20 years	39.72% 56
20+ years	44.68% 63
Total	141

Q12

[Customize](#) [Export](#)

Which sector is the organization primarily in?

Answered: 141 Skipped: 49



Answer Choices	Responses
----------------	-----------

▼ Financial	22.70%	32
▼ Government	10.64%	15
▼ Manufacturing	4.26%	6
▼ Retail	6.38%	9
▼ Shipping	0.00%	0
▼ Technology (inc. Software)	48.23%	68
▼ Other	7.80%	11
Total		141

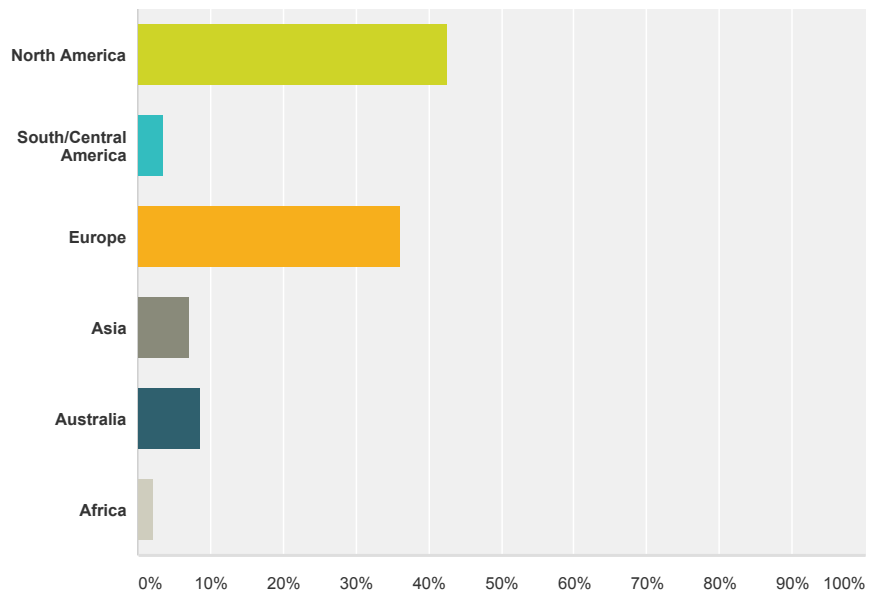
Q13

Customize

Export

Where are you located?

Answered: 141 Skipped: 49



Answer Choices	Responses	
▼ North America	42.55%	60
▼ South/Central America	3.55%	5
▼ Europe	36.17%	51
▼ Asia	7.09%	10
▼ Australia	8.51%	12
▼ Africa	2.13%	3
Total		141

Community: [Developers](#) • [Facebook](#) • [Twitter](#) • [LinkedIn](#) • [Our Blog](#) • [Google+](#) • [YouTube](#)

About Us: [Leadership Team](#) • [Board of Directors](#) • [Integrations](#) • [Newsroom](#) • [Office Locations](#) • [Imprint](#) • [Jobs](#) • [Sitemap](#) • [Help](#)

Policies: [Terms of Use](#) • [Privacy Policy](#) • [Anti-Spam Policy](#) • [Security Statement](#) • [Email Opt-In](#) • [Accessibility](#)

