

2014 State of the IT Union Survey

All Pages

Q1

I will be answering this survey from the point of view of a team where we mostly took the following approach:

Answered: 231 Skipped: 0

| Answer Choices | Responses |
|---|------------|
| Ad hoc | 12.99% 30 |
| Iterative | 18.61% 43 |
| Agile | 51.95% 120 |
| Traditional | 7.79% 18 |
| Lean | 6.93% 16 |
| None of the above | 1.73% 4 |
| I have no software development experience | 0.00% 0 |
| Total | 231 |

231 responses

173 days (January 22, 2014 - now)

1 view

Inspired to create your own survey?

[Get Started](#)

Q2

When it came to the success of the team, I would characterize it as:

Answered: 165 Skipped: 66

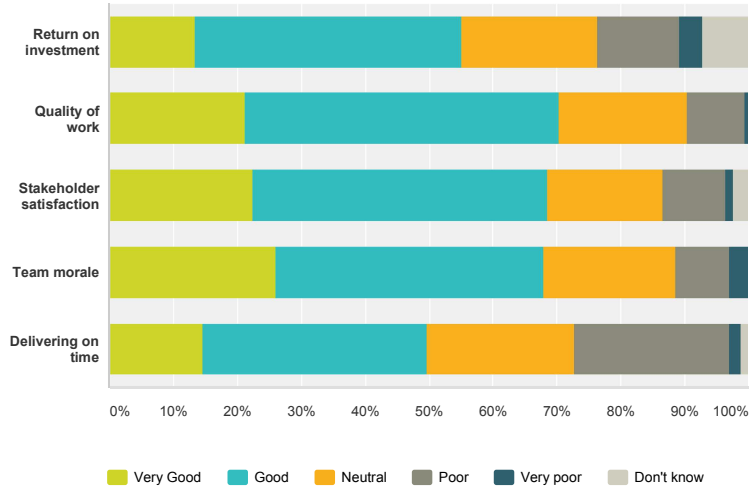
| Answer Choices | Responses |
|-------------------|-----------|
| Successful | 53.94% 89 |
| Challenged | 37.58% 62 |
| Failed | 1.21% 2 |
| Too early to tell | 7.27% 12 |
| Total | 165 |

| Answer Choices | Responses |
|----------------|-----------|
| Total | 165 |

Q3

How would you rate the team when it comes to:

Answered: 165 Skipped: 66

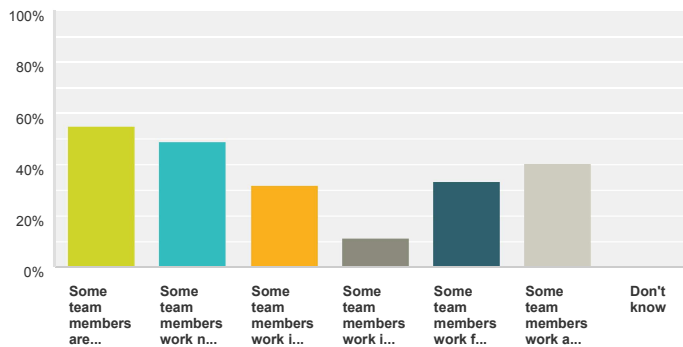


| | Very Good | Good | Neutral | Poor | Very poor | Don't know | Total |
|--------------------------|--------------|--------------|--------------|--------------|------------|-------------|-------|
| Return on investment | 13.33% 22 | 41.82% 69 | 21.21% 35 | 12.73% 21 | 3.64% 6 | 7.27% 12 | 165 |
| Quality of work | 21.21% 35 | 49.09% 81 | 20.00% 33 | 9.09% 15 | 0.61% 1 | 0.00% 0 | 165 |
| Stakeholder satisfaction | 22.42% 37 | 46.06% 76 | 18.18% 30 | 9.70% 16 | 1.21% 2 | 2.42% 4 | 165 |
| Team morale | 26.06% 43 | 41.82% 69 | 20.61% 34 | 8.48% 14 | 3.03% 5 | 0.00% 0 | 165 |
| Delivering on time | 14.55% 24 | 35.15% 58 | 23.03% 38 | 24.24% 40 | 1.82% 3 | 1.21% 2 | 165 |

Q4

How distributed are/were the members on the team? (Please check all that apply)

Answered: 165 Skipped: 66



| Answer Choices | Responses |
|--|-----------|
| Some team members are co-located (people are in a single room) | 55.15% 91 |
| Some team members work near each other within an open office environment | 49.09% 81 |

Total Respondents: 165

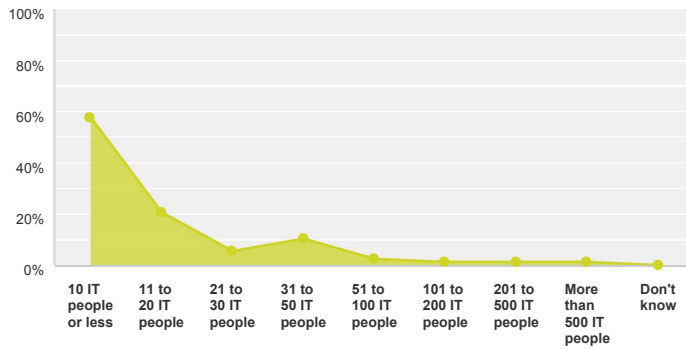
| Answer Choices | Responses |
|--|-----------|
| Some team members work in cubicles or rooms within the same building | 32.12% 53 |
| Some team members work in different buildings that are within driving distance | 11.52% 19 |
| Some team members work from home | 33.33% 55 |
| Some team members work at very distant locations | 40.61% 67 |
| Don't know | 0.00% 0 |

Total Respondents: 165

Q5

What is the size of the team (just counting the IT people)? Note: In the case of a "team of teams" or programme, please indicate the size of the "team of teams"

Answered: 165 Skipped: 66

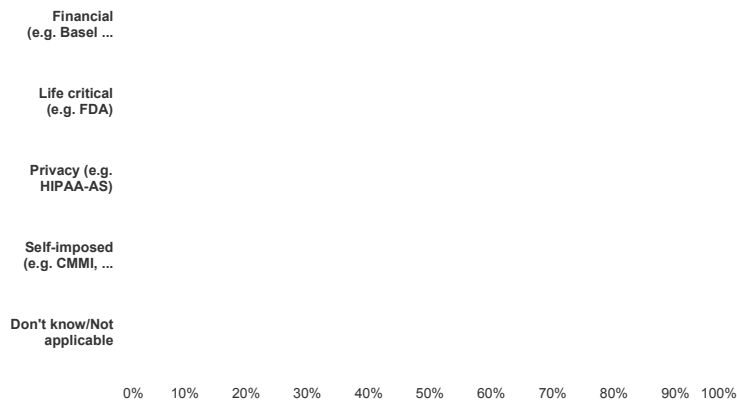


| Answer Choices | Responses |
|-------------------------|-----------|
| 10 IT people or less | 57.58% 95 |
| 11 to 20 IT people | 20.61% 34 |
| 21 to 30 IT people | 5.45% 9 |
| 31 to 50 IT people | 10.30% 17 |
| 51 to 100 IT people | 2.42% 4 |
| 101 to 200 IT people | 1.21% 2 |
| 201 to 500 IT people | 1.21% 2 |
| More than 500 IT people | 1.21% 2 |
| Don't know | 0.00% 0 |
| Total | 165 |

Q6

In which category of regulations apply to the team? (Please check all that apply)

Answered: 165 Skipped: 66

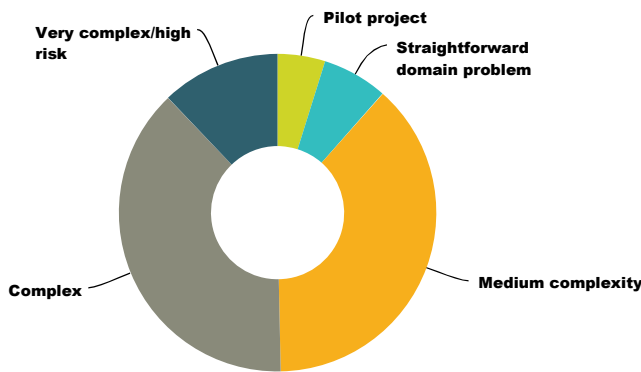


| Answer Choices | Responses | |
|---|-----------|----|
| Financial (e.g. Basel II, Sarbanes-Oxley) | 16.36% | 27 |
| Life critical (e.g. FDA) | 6.06% | 10 |
| Privacy (e.g. HIPAA-AS) | 18.79% | 31 |
| Self-imposed (e.g. CMMI, ISO 900x) | 18.79% | 31 |
| Don't know/Not applicable | 56.36% | 93 |
| Total Respondents: 165 | | |

Q7

From the point of view of the problem/business domain, what is the level of complexity faced by the team?

Answered: 165 Skipped: 66



| Answer Choices | Responses | |
|--------------------------------|-----------|-----|
| Pilot project | 4.85% | 8 |
| Straightforward domain problem | 6.67% | 11 |
| Medium complexity | 38.18% | 63 |
| Complex | 38.18% | 63 |
| Very complex/high risk | 12.12% | 20 |
| Don't know | 0.00% | 0 |
| Total | | 165 |

Q8

**How would you best describe the team?
(Please check all that apply)**

Answered: 165 Skipped: 66

The team is staffed sole...

The team includes peo...

The team includes peo...

The team includes...

The team includes peo...

The team outsources s...

Don't know



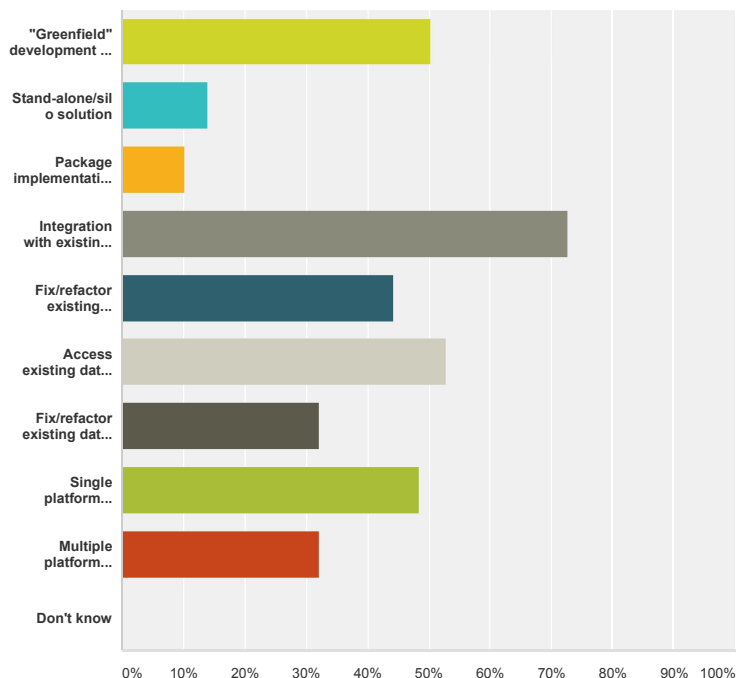
| Answer Choices | Responses |
|---|------------|
| The team is staffed solely by people working for the same business division | 61.82% 102 |
| The team includes people from more than one business division within the organization | 27.27% 45 |
| The team includes people from other countries who work for the organization | 20.00% 33 |
| The team includes consultants/contractors | 38.79% 64 |
| The team includes people from partner organizations | 13.33% 22 |
| The team outsources some work to external organizations | 21.21% 35 |
| Don't know | 0.00% 0 |

Total Respondents: 165

Q9

How would you describe the technical situation faced by the team? (Please check all that apply)

Answered: 165 Skipped: 66



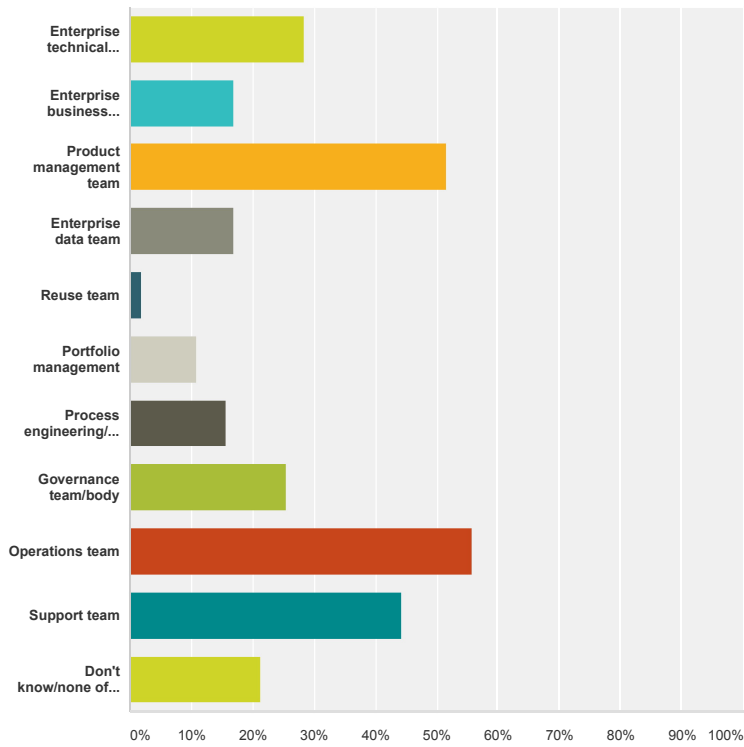
| Answer Choices | Responses |
|--|------------|
| "Greenfield" development of a new solution from scratch | 50.30% 83 |
| Stand-alone/silo solution | 13.94% 23 |
| Package implementation (also called COTS implementation) | 10.30% 17 |
| Integration with existing systems/services/components | 72.73% 120 |
| Fix/refactor existing systems/services/components | 44.24% 73 |
| Access existing data source(s) | 52.73% 87 |
| Fix/refactor existing data source(s) | 32.12% 53 |
| Single platform solution (e.g. just J2EE or just .Net) | 48.48% 80 |
| Multiple platform solution (e.g. some J2EE and some .Net and some PHP) | 32.12% 53 |
| Don't know | 0.00% 0 |

Total Respondents: 165

Q10

Did the team need to interact with any of the following teams within the organization? (Please check all that apply)

Answered: 165 Skipped: 66



| Answer Choices | Responses |
|--|-----------|
| Enterprise technical architecture team | 28.48% 47 |
| Enterprise business architecture team | 16.97% 28 |
| Product management team | 51.52% 85 |
| Enterprise data team | 16.97% 28 |
| Reuse team | 1.82% 3 |
| Portfolio management | 10.91% 18 |
| Process engineering/improvement team | 15.76% 26 |
| Governance team/body | 25.45% 42 |
| Operations team | 55.76% 92 |
| Support team | 44.24% 73 |
| Don't know/none of the above | 21.21% 35 |
| Total Respondents: 165 | |

Q11

How many years of work experience do you have?

Answered: 168 Skipped: 63

- None
- Less than 2 years
- 2 to 5 years
- 5 to 10 years



| Answer Choices | Responses | |
|-------------------|-----------|-----|
| None | 0.00% | 0 |
| Less than 2 years | 1.79% | 3 |
| 2 to 5 years | 4.17% | 7 |
| 5 to 10 years | 24.40% | 41 |
| 10 to 20 years | 41.67% | 70 |
| 20+ years | 27.98% | 47 |
| Total | | 168 |

Q12

Which sector is your organization primarily in?

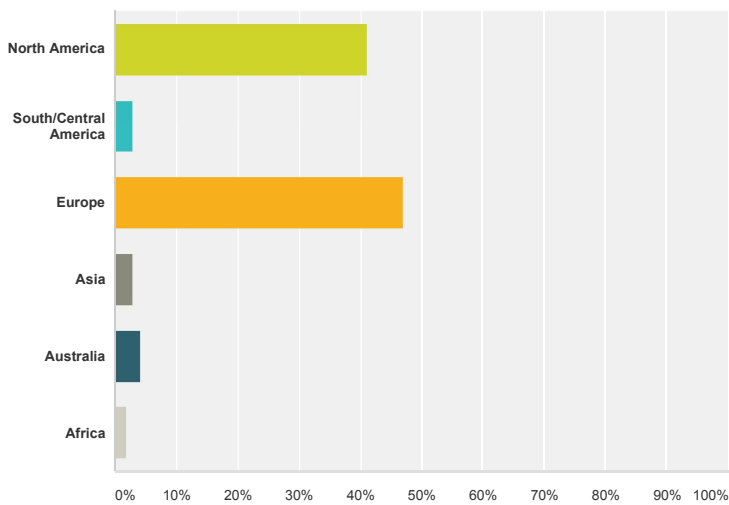
Answered: 168 Skipped: 63

| Answer Choices | Responses | |
|----------------------------|-----------|-----|
| Financial | 12.50% | 21 |
| Government | 8.33% | 14 |
| Manufacturing | 2.38% | 4 |
| Retail | 4.17% | 7 |
| Shipping | 1.79% | 3 |
| Technology (inc. Software) | 56.55% | 95 |
| Other | 14.29% | 24 |
| Total | | 168 |

Q13

Where are you located?

Answered: 168 Skipped: 63



| Answer Choices | Responses | |
|-----------------------|-----------|-----|
| North America | 41.07% | 69 |
| South/Central America | 2.98% | 5 |
| Total | | 168 |

| Answer Choices | Responses | |
|----------------|-----------|-----|
| Europe | 47.02% | 79 |
| Asia | 2.98% | 5 |
| Australia | 4.17% | 7 |
| Africa | 1.79% | 3 |
| Total | | 168 |

Powered by  SurveyMonkey™
Check out our [sample surveys](#) and [create your own now!](#)