



survey title:

Project Success 2007 [Edit Title](#)

[design survey](#)

[collect responses](#)

[analyze results](#)

[View Summary](#)

[Browse Responses](#)

[Filter Responses](#)

[Download Responses](#)

[Share Responses](#)



Response Summary

Total Started Survey: 586

Total Completed Survey: 535 (91.3%)

[Show this Page Only](#)

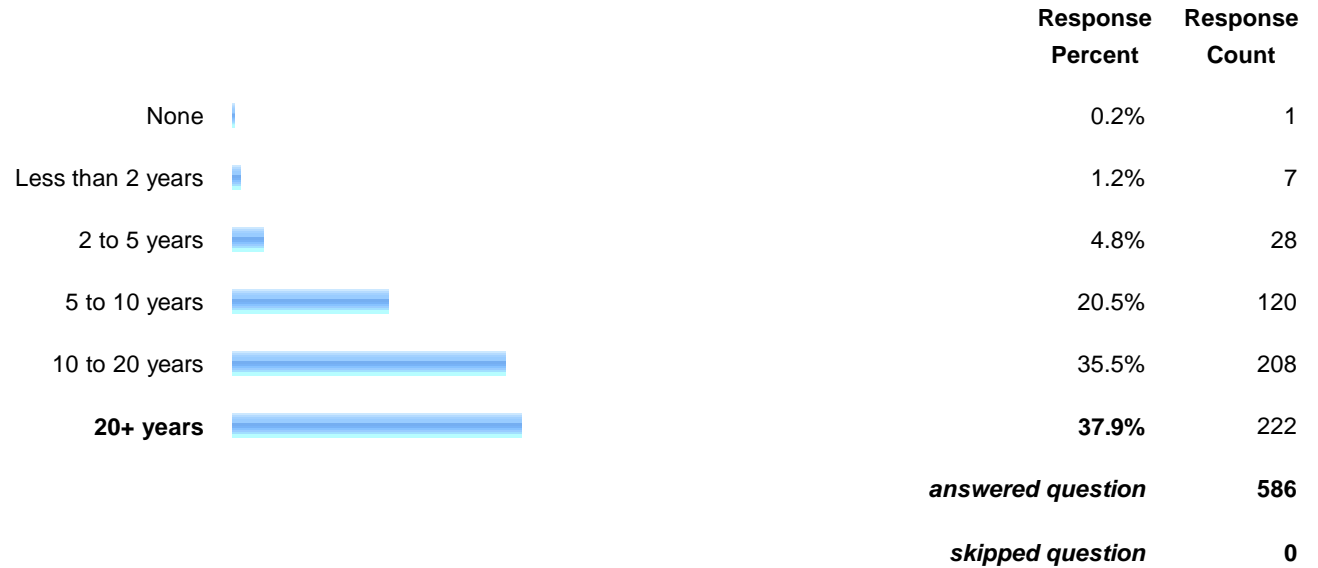
Page: **Who Are You?**

1. Which best describes your current position?

	Response Percent	Response Count
Business Stakeholder	3.1%	18
Data Professional	3.8%	22
Developer/Modeler	53.8%	315
Operations/Support	1.7%	10
IT Manager	11.6%	68
Project Manager	17.9%	105
QA/Test	2.9%	17
Other	5.3%	31

<i>answered question</i>	586
<i>skipped question</i>	0

2. How many years of work experience do you have?



3. Number of IT people in your organization



501 to 1000		6.3%	37
1000+		12.8%	75
answered question			586
skipped question			0

4. Which sector is your organization primarily in?

		Response Percent	Response Count
Public (Government)		16.4%	96
Private		83.6%	490
answered question			586
skipped question			0

5. Where are you located?

		Response Percent	Response Count
United States		63.7%	373
Other North America (Canada/Mexico)		4.8%	28
South/Central America		3.1%	18
Europe		18.3%	107
Asia		5.6%	33

Australia		3.9%	23
Africa		0.7%	4
		answered question	586
		skipped question	0

Show this Page Only

Page: Defining Project Success

6. Time: Which is more important?

		Response Percent	Response Count
Delivering on time according to the schedule		36.2%	199
Delivering when the system is ready to be shipped		61.3%	337
It doesn't matter to me		2.6%	14
		answered question	550
		skipped question	36

7. Money: Which is more important?

		Response Percent	Response Count
Delivering on or under budget		23.3%	128

Providing the best return on investment (ROI)		69.5%	382
It doesn't matter to me		7.3%	40
			answered question
			550
			skipped question
			36

8. Scope: Which is more important?

		Response Percent	Response Count
Building the system to the specification		11.6%	64
Meeting the actual needs of stakeholders		87.3%	480
It doesn't matter to me		1.1%	6
			answered question
			550
			skipped question
			36

9. Quality: Which is more important?

		Response Percent	Response Count
Delivering systems on time and on budget		12.4%	68
Delivering high quality, easy to maintain systems		87.3%	480

It doesn't matter to me	0.4%	2
answered question		550
skipped question		36

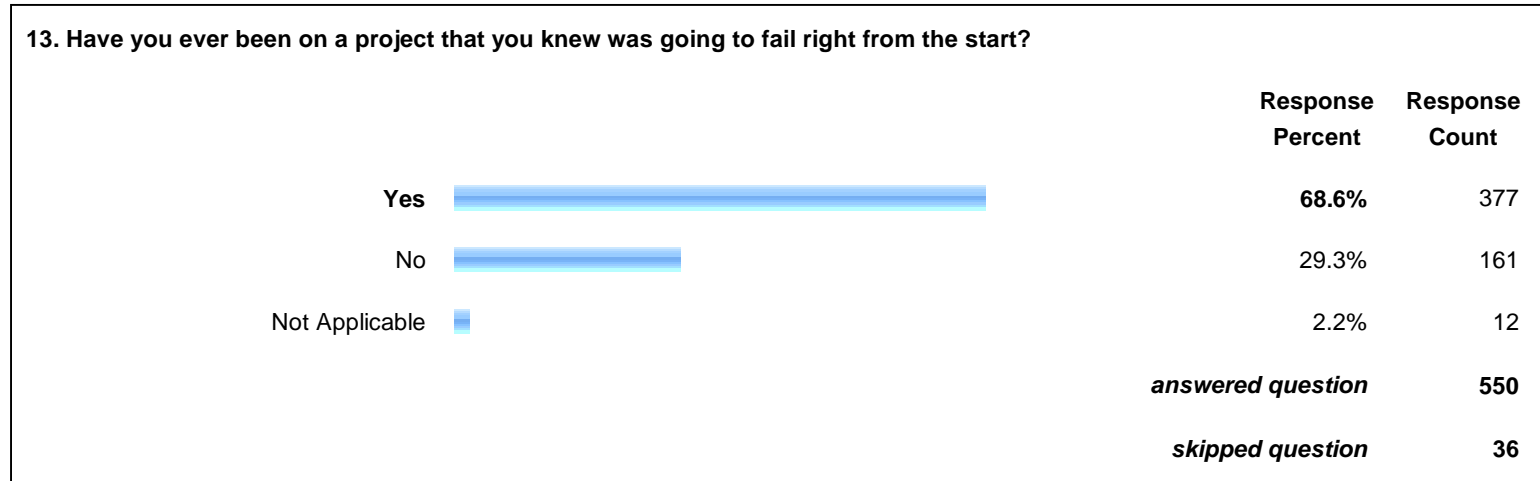
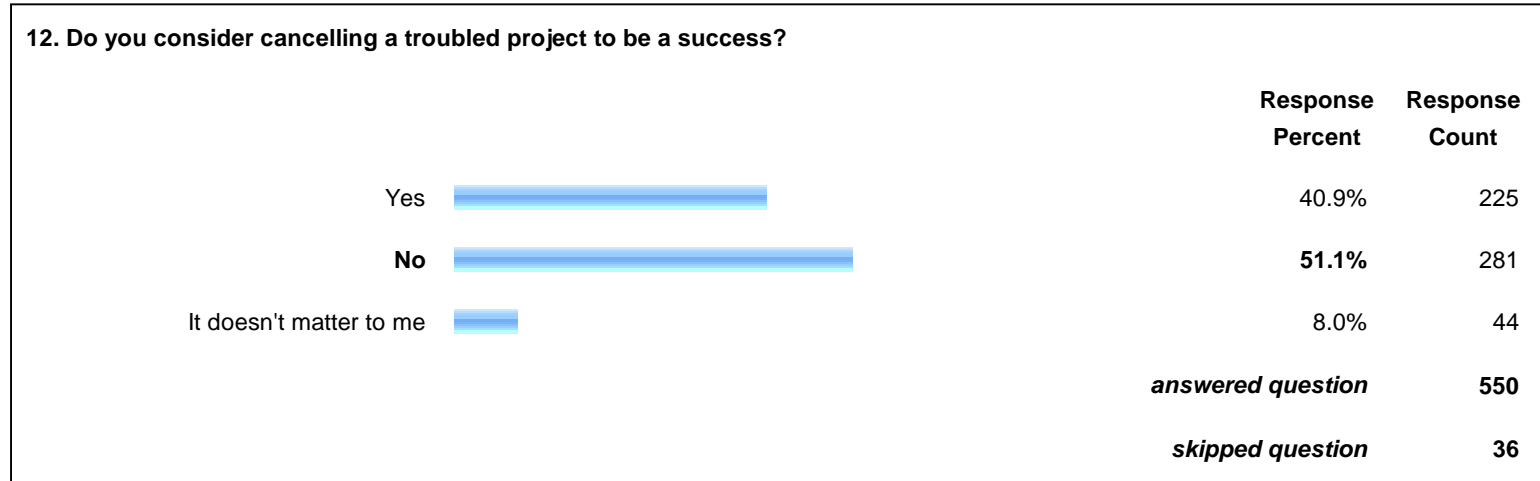
10. Staff: Which is more important?

	Response Percent	Response Count
Delivering systems on time and on budget	21.6%	119
There is a healthy (physical and mental) workplace	75.8%	417
It doesn't matter to me	2.6%	14
answered question		550
skipped question		36

11. Rate the previous factors in order of importance. 1 = Most Important, 5 = Least Important.

	1	2	3	4	5	Response Count
Time	17.3% (95)	23.1% (127)	24.4% (134)	21.8% (120)	13.5% (74)	550
Money	13.6% (75)	18.2% (100)	25.6% (141)	22.0% (121)	20.5% (113)	550
Scope	19.6% (108)	29.3% (161)	26.2% (144)	13.5% (74)	11.5% (63)	550
Quality	52.9% (291)	22.9% (126)	7.6% (42)	8.2% (45)	8.4% (46)	550
Staff	22.0% (121)	25.1% (138)	20.7% (114)	14.4% (79)	17.8% (98)	550













<i>answered question</i>	550
<i>skipped question</i>	36



Show this Page Only

Page: Levels of Project Success

14. Agile Software Development: What percentage of projects do you consider successful?

		Response Percent	Response Count
91-100%		13.9%	75
81-90%		14.4%	78
71-80%		14.6%	79
61-70%		6.5%	35
51-60%		4.4%	24
41-50%		4.3%	23
31-40%		2.6%	14
21-30%		1.5%	8
11-20%		0.4%	2
10% or less		2.4%	13
Not Applicable		21.6%	117
Don't Know		13.5%	73
answered question			541
skipped question			45

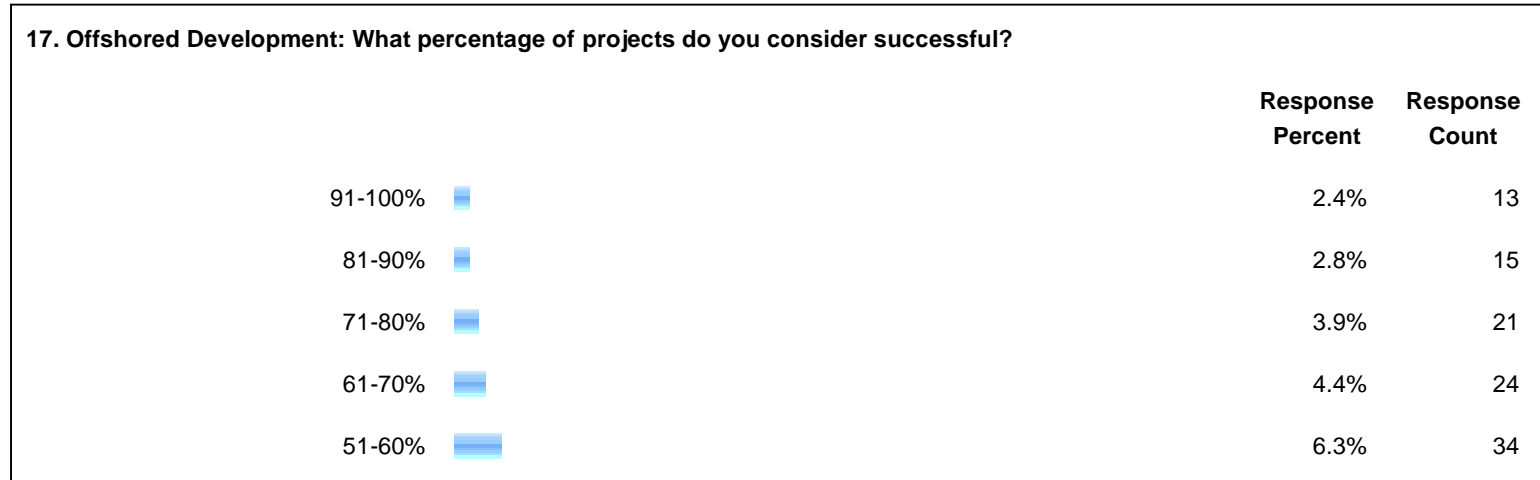
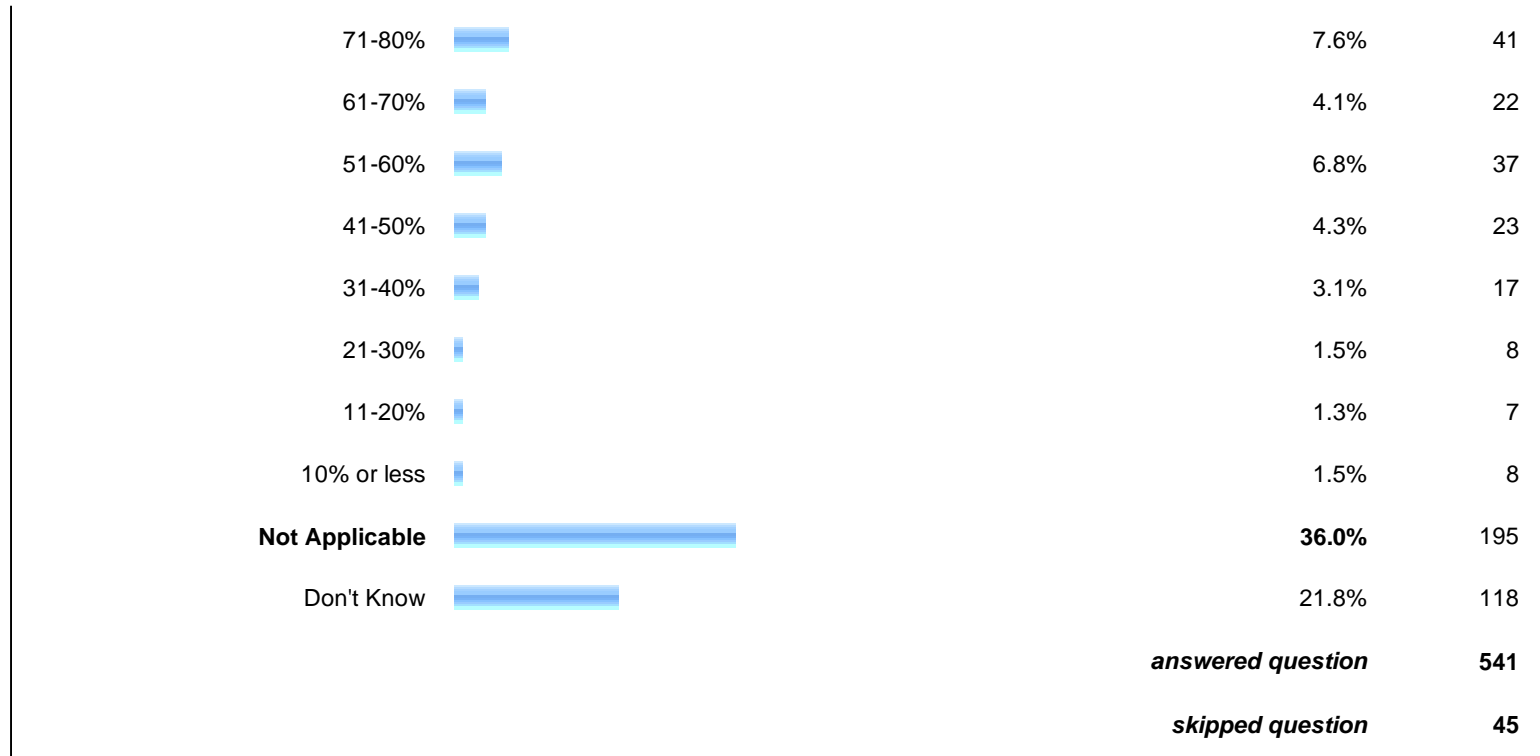
15. Traditional Software Development: What percentage of projects do you consider successful?

Response Response

		Percent	Count
91-100%		9.4%	51
81-90%		14.4%	78
71-80%		16.6%	90
61-70%		13.9%	75
51-60%		11.8%	64
41-50%		10.9%	59
31-40%		6.8%	37
21-30%		4.8%	26
11-20%		1.9%	10
10% or less		1.9%	10
Not Applicable		2.6%	14
Don't Know		5.0%	27
answered question			541
skipped question			45

16. Data Warehouse Development: What percentage of projects do you consider successful?

		Response Percent	Response Count
91-100%		4.3%	23
81-90%		7.8%	42






Show this Page Only

Page: If You Win...



19. Please provide your email address so we may contact you if you win. Your email address will not be used for any other purpose and will be kept private.

	Response Count
 view	510
<i>answered question</i>	510
<i>skipped question</i>	76

[Terms of Use](#) [Privacy Statement](#) [Opt Out/Opt In](#) [Contact Us](#)

Copyright ©1999-2007 SurveyMonkey.com. All Rights Reserved.

No portion of this site may be copied without the express written consent of SurveyMonkey.com. 36